

Scaled data based on original data using
LM-79-08 Approved Method: Electrical and Photometric Measurements of Solid-
State Lighting Products

Test Report Prepared for
Cooper Lighting Solutions
(formerly Eaton)

Brand: McGRAW-EDISON

Report Number: P594343

Luminaire Tested: **ISC-PA1E-830-U-5WQ**

Issue Date: 3/22/2022

Test Information

Test Method: LM-79-08
Report Number: P594343
TEST IS SCALED FROM IESNA LM-79-08 TEST DATA (G1-2201-510-14)
Test Lab: INNOVATION CENTER
Issue Date: 3/22/2022
Manufacturer: COOPER LIGHTING SOLUTIONS (FORMERLY EATON)
Product Line: McGRAW-EDISON
Catalog Number: ISC-PA1E-830-U-5WQ
Description: IMPACT ELITE LED CYLINDER LUMINAIRE
(1) 80 CRI, 3000K, 1050mA LIGHT ENGINE WITH 24 LEDS AND TYPE V WIDE OPTICS
Light Source: -
Ballast/Driver: ELECTRONIC DRIVER

Summary

Lumens per Lamp: N/A
Luminaire Lumens: 8438 lumens
Efficiency: N/A
Efficacy: 102.4 lumens/watt
Luminous Opening: Rectangular (W 0.75' x L: 0.5' x H: 0')
IES Classification: Type V - Medium
BUG Rating: B3 - U0 - G2

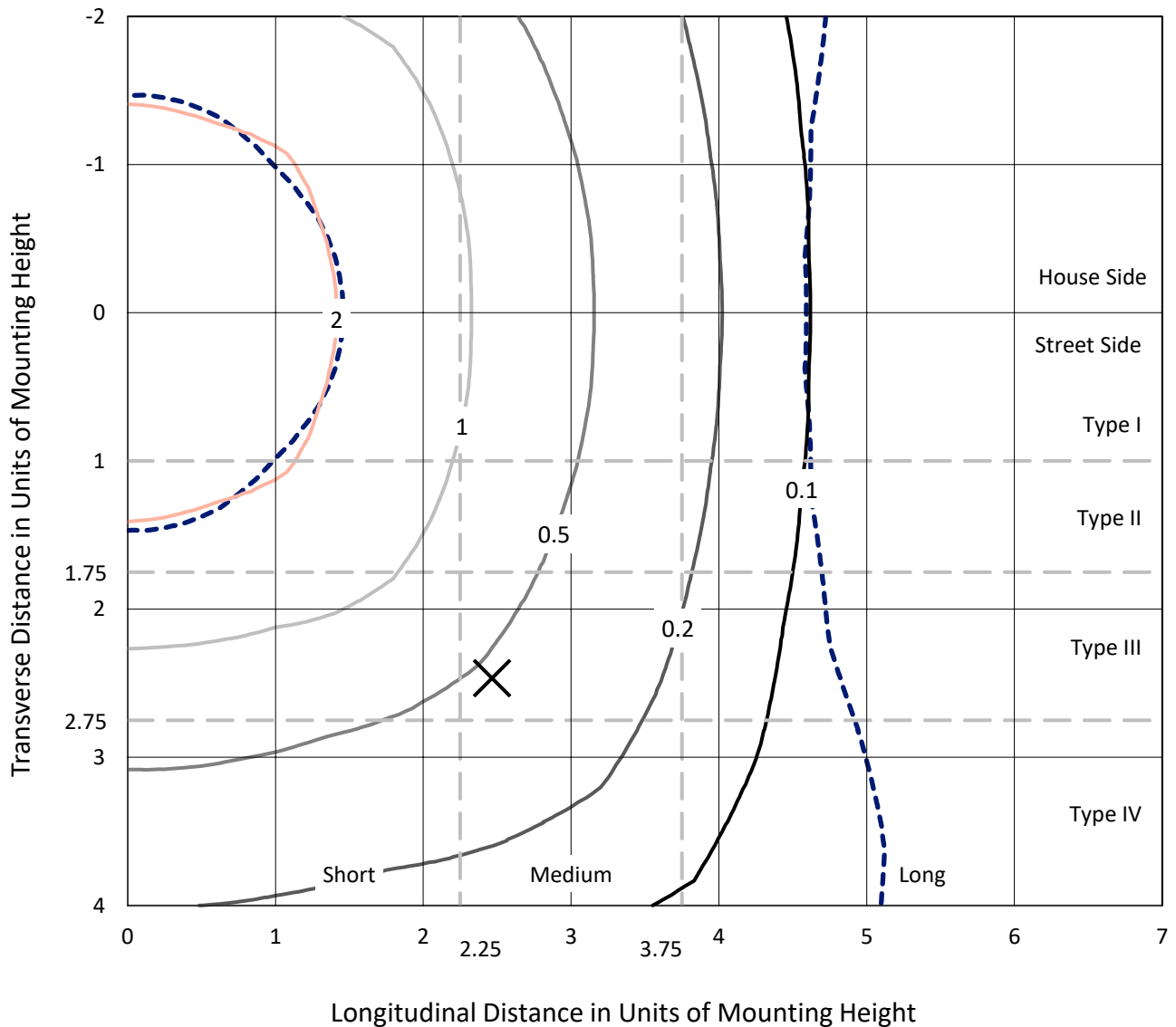
Input Watts (W): 82.4
Input Voltage (V): NR
Input Current (Ain): NR
Voltage Rise (V): NR
Power Factor: NR
Total Harmonic Distortion (THDi): NR
Frequency (hertz): 60
Stabilization Time: NR
Operation Time: NR
Ambient Temperature (°C): NR
Test Distance: 28.75 FT



REPORT NUMBER: P594343
 CATALOG NUMBER: ISC-PA1E-830-U-5WQ

Iso-Footcandle Lines of Horizontal Illumination

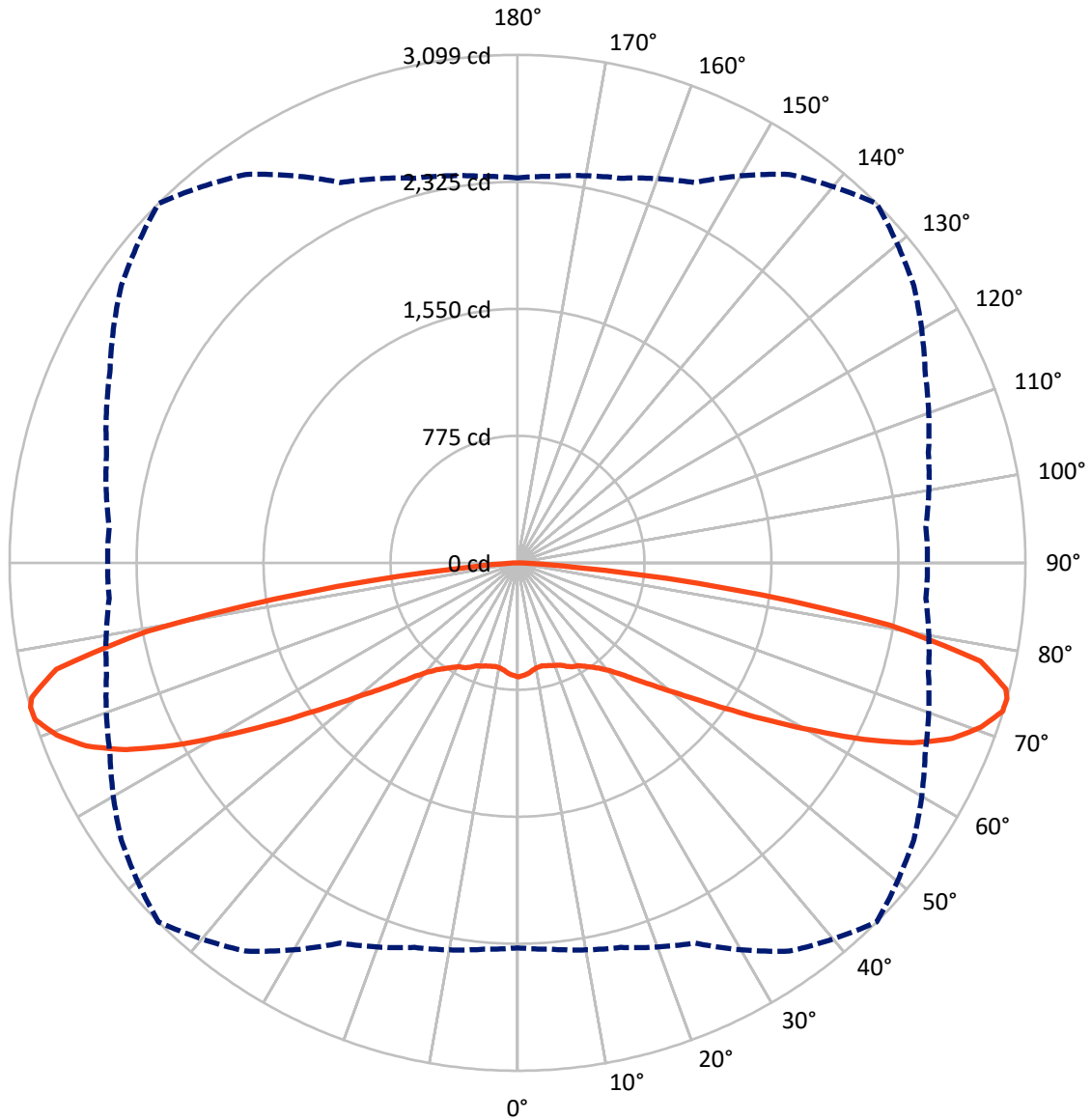
× Max cd
 - - - 1/2 Max cd



Based on 12 foot mounting height. Maximum calculated value = 4.8 fc
 Type V - Medium - N/A

REPORT NUMBER: P594343
CATALOG NUMBER: ISC-PA1E-830-U-5WQ

Luminous Intensity Polar Plot



— Vertical Plane Through 45-Deg Lateral - - - Horizontal Cone Through 74-Deg Vertical

REPORT NUMBER: P594343
 CATALOG NUMBER: ISC-PA1E-830-U-5WQ

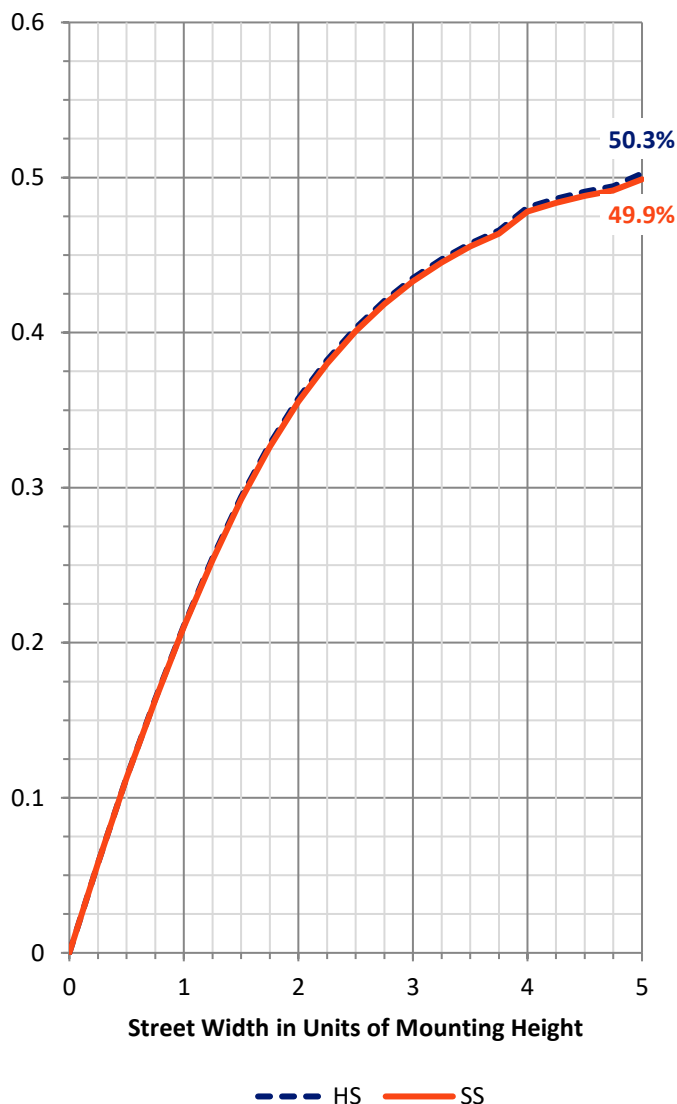
FLUX DISTRIBUTION:

		Downward	Upward	Total
House Side	Lumens	4219.0	0.0	4219.0
	% Fixture	50.0	0.0	50.0
Street Side	Lumens	4219.0	0.0	4219.0
	% Fixture	50.0	0.0	50.0
Total	Lumens	8438.0	0.0	8438.0
	% Fixture	100.0	0.0	100.0

ZONAL LUMENS:

Zone	Lumens	% Fixture
0°-10°	63.8	0.8
10°-20°	186.9	2.2
20°-30°	322.8	3.8
30°-40°	494.5	5.9
40°-50°	804.4	9.5
50°-60°	1395.1	16.5
60°-70°	2310.4	27.4
70°-80°	2499.8	29.6
80°-90°	360.3	4.3
90°-100°	0.0	0.0
100°-110°	0.0	0.0
110°-120°	0.0	0.0
120°-130°	0.0	0.0
130°-140°	0.0	0.0
140°-150°	0.0	0.0
150°-160°	0.0	0.0
160°-170°	0.0	0.0
170°-180°	0.0	0.0
0°-90°	8438.0	100.0
0°-180°	8438.0	100.0

Coefficient of Utilization



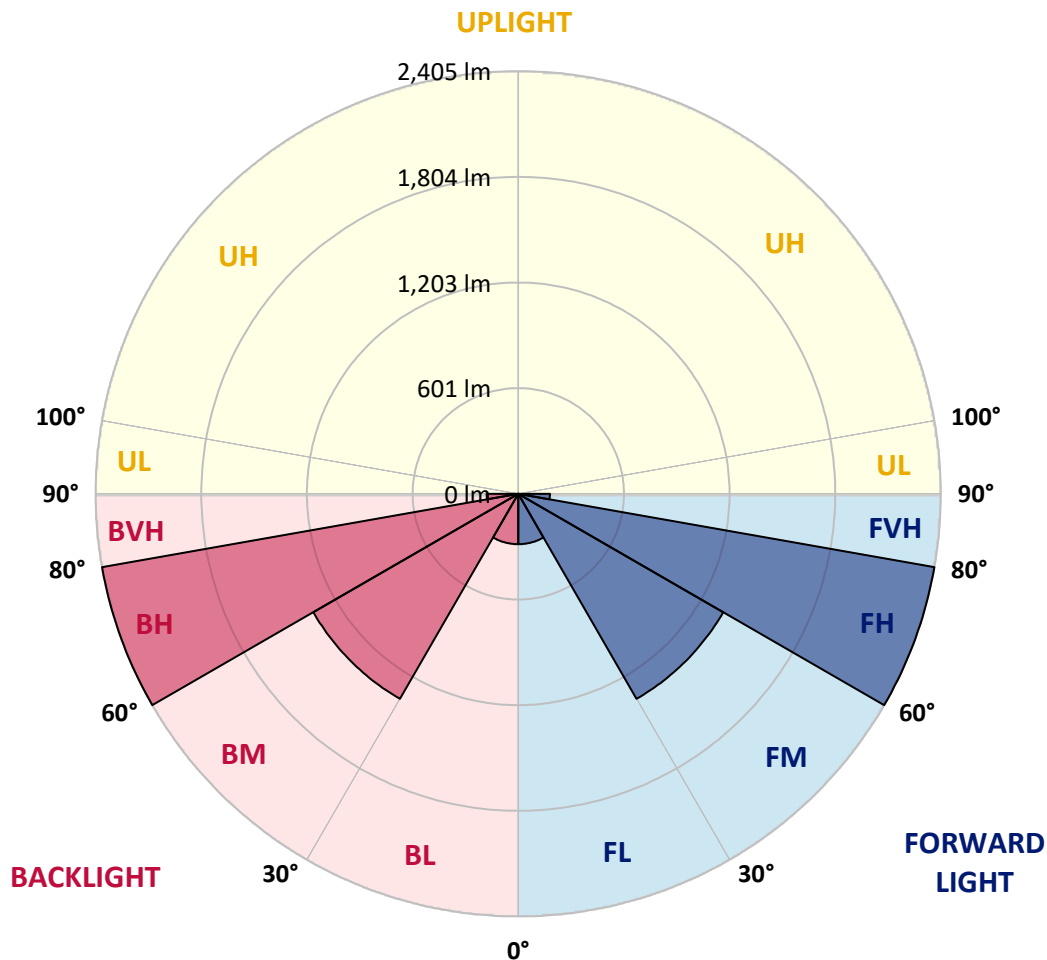
REPORT NUMBER: P594343
 CATALOG NUMBER: ISC-PA1E-830-U-5WQ

LUMINAIRE CLASSIFICATION SYSTEM LUMEN TABLE AND BUG RATING:

Zone	Lumens	% Fixture	Zone Rating/Lumen Limit		
			B	U	G
FL (0°-30°)	286.8	3.4			
FM (30°-60°)	1347.0	16.0			
FH (60°-80°)	2405.1	28.5			G2/5000
FVH (80°-90°)	180.1	2.1			G2/225
BL (0°-30°)	286.8	3.4	B1/500		
BM (30°-60°)	1347.0	16.0	B2/2500		
BH (60°-80°)	2405.1	28.5	B3/2500		G2/5000
BVH (80°-90°)	180.1	2.1			G2/225
UL (90°-100°)	0.0	0.0		U0/0	
UH (100°-180°)	0.0	0.0		U0/0	

BUG Rating: B3-U0-G2

Type V Medium





REPORT NUMBER: P594343
 CATALOG NUMBER: ISC-PA1E-830-U-5WQ

CANDELA DISTRIBUTION (FULL):

	0°	5°	15°	25°	35°	45°	55°	65°	75°	85°	90°
0°	696.1	696.1	696.1	696.1	696.1	696.1	696.1	696.1	696.1	696.1	696.1
2.5°	686.1	688.1	688.1	686.1	688.1	688.1	688.1	690.1	688.1	692.1	690.1
5°	676.0	676.0	678.1	676.0	676.0	678.1	676.0	680.1	678.1	682.1	678.1
7.5°	660.0	660.0	660.0	660.0	662.0	662.0	662.0	666.0	666.0	666.0	664.0
10°	656.0	654.0	654.0	650.0	650.0	650.0	648.0	654.0	656.0	660.0	658.0
12.5°	658.0	658.0	654.0	650.0	648.0	646.0	646.0	652.0	658.0	660.0	660.0
15°	666.0	666.0	660.0	652.0	652.0	652.0	650.0	652.0	662.0	666.0	662.0
17.5°	672.0	670.0	664.0	660.0	660.0	658.0	658.0	658.0	664.0	670.0	670.0
20°	682.1	682.1	674.0	670.0	670.0	668.0	666.0	664.0	670.0	678.1	676.0
22.5°	696.1	692.1	686.1	682.1	680.1	678.1	674.0	676.0	680.1	686.1	686.1
25°	706.1	706.1	700.1	698.1	700.1	700.1	694.1	690.1	692.1	698.1	698.1
27.5°	710.2	710.2	706.1	706.1	714.2	718.2	710.2	702.1	698.1	704.1	702.1
30°	726.2	726.2	722.2	720.2	726.2	728.2	724.2	718.2	716.2	722.2	720.2
32.5°	754.3	752.3	746.3	740.2	742.2	752.3	744.3	742.2	742.2	748.3	750.3
35°	786.4	782.4	776.4	770.3	772.3	782.4	774.3	774.3	776.4	784.4	784.4
37.5°	832.5	828.5	820.5	806.4	804.4	816.5	814.5	816.5	824.5	828.5	832.5
40°	882.7	880.7	870.6	858.6	856.6	864.6	866.6	870.6	878.7	882.7	884.7
42.5°	954.9	950.9	934.8	922.8	920.8	930.8	934.8	938.8	948.9	952.9	956.9
45°	1043.2	1041.2	1023.1	1009.1	1003.0	1017.1	1017.1	1021.1	1031.1	1039.1	1039.1
47.5°	1139.5	1137.4	1123.4	1107.4	1109.4	1119.4	1117.4	1119.4	1127.4	1135.4	1141.5
50°	1247.8	1241.8	1225.7	1221.7	1231.7	1241.8	1233.7	1231.7	1243.8	1247.8	1245.8
52.5°	1366.1	1360.1	1352.1	1352.1	1376.2	1394.2	1388.2	1370.1	1370.1	1368.1	1366.1
55°	1506.6	1502.5	1500.5	1510.6	1550.7	1586.8	1564.7	1530.6	1516.6	1508.6	1512.6
57.5°	1653.0	1643.0	1661.0	1683.1	1763.3	1815.5	1781.4	1717.2	1697.1	1681.1	1673.1
60°	1801.5	1797.4	1823.5	1875.7	1990.0	2078.3	2032.2	1925.8	1889.7	1853.6	1853.6
62.5°	1945.9	1941.9	1980.0	2060.2	2240.8	2371.2	2286.9	2152.5	2082.3	2028.1	2020.1
65°	2120.4	2114.4	2156.5	2242.8	2483.5	2648.0	2541.7	2365.2	2280.9	2206.7	2196.7
67.5°	2262.9	2262.9	2319.0	2425.3	2688.1	2860.7	2728.3	2575.8	2477.5	2401.3	2393.2
70°	2399.3	2411.3	2453.4	2557.7	2844.6	3001.1	2880.7	2744.3	2656.0	2579.8	2571.8
72.5°	2457.4	2473.5	2515.6	2617.9	2912.8	3095.4	2954.9	2798.5	2704.2	2628.0	2617.9
74°	2349.1	2367.2	2429.4	2559.8	2892.8	3099.4	2950.9	2744.3	2595.9	2501.6	2501.6
75°	2226.7	2250.8	2325.0	2465.5	2850.6	3077.3	2908.8	2658.0	2451.4	2341.1	2347.1
77.5°	1717.2	1769.4	1849.6	2070.3	2557.7	2888.7	2585.8	2132.5	1801.5	1637.0	1632.9
80°	489.5	561.7	744.3	1235.7	1943.9	2301.0	1899.8	1261.8	890.7	678.1	652.0
82.5°	118.4	138.4	190.6	349.1	830.5	1299.9	940.8	413.3	248.8	162.5	130.4
85°	50.2	54.2	86.3	120.4	228.7	345.0	218.7	140.4	102.3	46.1	44.1
87.5°	18.1	20.1	32.1	32.1	48.1	28.1	50.2	34.1	36.1	12.0	12.0
90°	0.0	0.0	0.0	0.0	0.0	0.0	0.0	0.0	0.0	0.0	0.0

(END OF REPORT)